

**CASCINA**



L'IMPATTO VISIVO FORTEMENTE  
MATERICO E IL RIGOROSO DISEGNO  
CARATTERIZZANO I PRODOTTI  
DELLA COLLEZIONE CASCINA.  
REALIZZATE IN OTTONE E/O FERRO  
ANTICATO, QUESTE LAMPADE  
ROMPONO LA LINEARITÀ DEGLI  
AMBIENTI STRAVOLGENDO I CANONI  
SCENOGRAFICI CLASSICI.

THE HIGHLY MATERIAL VISUAL  
IMPACT AND STRICT DESIGN  
CHARACTERIZE THE PRODUCTS OF  
THE CASCINA COLLECTION. MADE  
OF BRASS AND/OR ANTIQUE IRON,  
THESE LAMPS BREAK THE LINEARITY  
OF THE ENVIRONMENTS TWISTING  
THE CLASSICAL THEATRICAL  
CANONS.



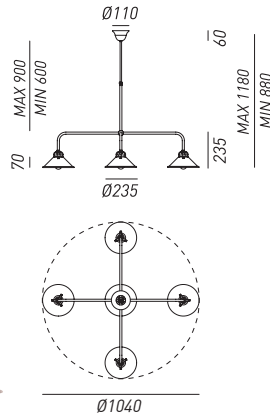




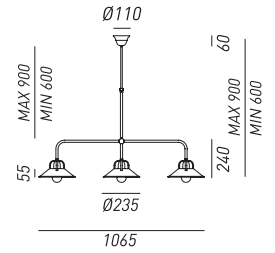




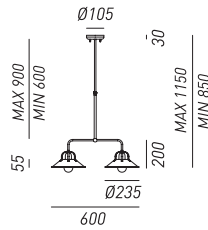
lampade / lamps



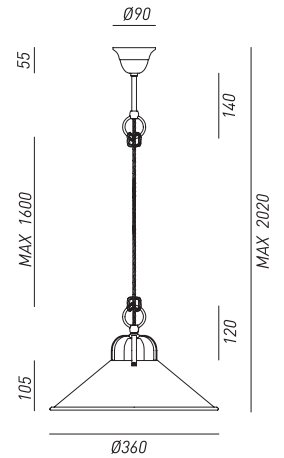
204.25.00  
5x Max 46W E27



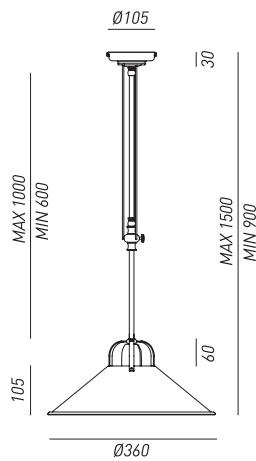
204.10.00  
3x Max 46W E27



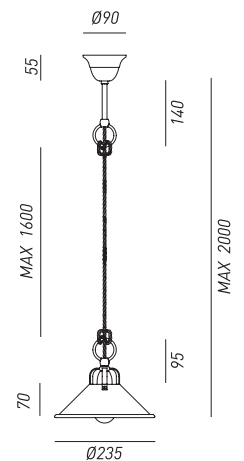
204.09.00  
2x Max 46W E27



204.08.00  
204.08.0F  
1x Max 46W E27



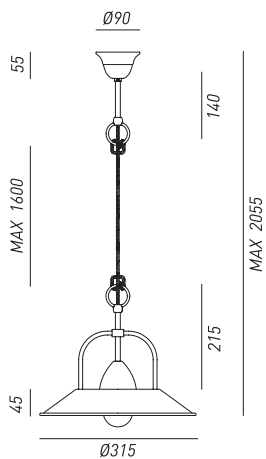
204.11.00  
204.11.0F  
1x Max 46W E27



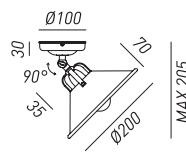
204.07.00  
1x Max 46W E27



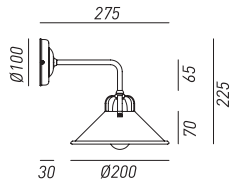
*lampade / lamps*



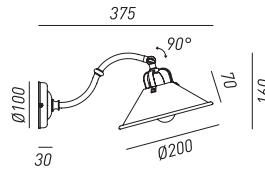
204.12.00  
204.12.0F  
1x Max 46W E27



204.23.00  
1x Max 46W E14



204.05.00  
1x Max 46W E14



204.04.00  
1x Max 46W E14

*dettaglio rosoni / canopie's details*



204.10-25  
Ø 110 mm H 60 mm



204.09  
Ø 105 mm H 30 mm




204.08-07-12  
Ø 90 mm H 55 mm



204.11  
Ø 105 mm H 30 mm

*finiture montatura / frame finishes*



OTTONE  
BRASS

*finiture testa / shade finishes*



OTTONE  
BRASS



FERRO  
IRON