

GIRASOLI



DESIGN MINIMALISTA ISPIRATO A
FORME GEOMETRICHE SEMPLICI
PER UNA COLLEZIONE DALLA
CONFORMAZIONE CILINDRICA,
RIGOROSA E PRIMORDIALE.
REALIZZATE IN OTTONE O FERRO,
QUESTE LAMPADE DAL GRANDE
FASCINO SONO CARATTERIZZATE
DA LINEE PULITE ED ESSENZIALI
CHE RISALTANO LA PUREZZA DELLA
MATERIA, PROTAGONISTA ASSOLUTA
DELLA SERIE GIRASOLI.

MINIMALIST DESIGN INSPIRED BY
SIMPLE GEOMETRIC SHAPES FOR
A COLLECTION OF CYLINDRICAL,
RIGOROUS AND PRIMORDIAL SHAPES.
MADE OF BRASS OR IRON, THESE
GLAMOROUS LAMPS HAVE CLEAN
AND SIMPLE LINES THAT HIGHLIGHT
THE PURITY OF THE MATERIAL, AN
ABSOLUTE PROTAGONIST OF THE
GIRASOLI SERIES.





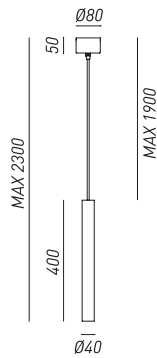




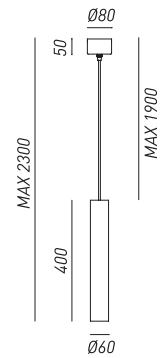




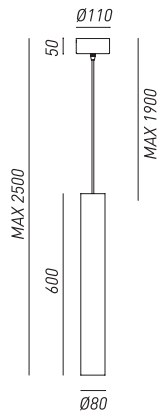
lampade / lamps



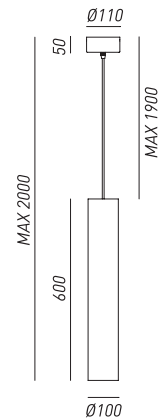
208.31.ON
208.31.OO
208.31.FF
1x Max 25W G9



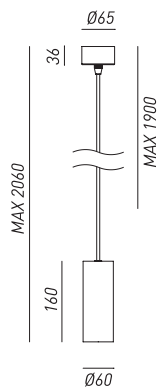
208.33.N1
208.33.O1
208.33.F1
1x Max 50W GU10



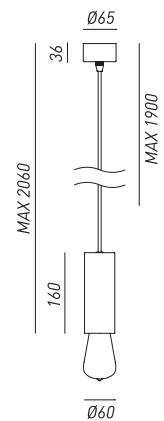
208.34.ON
208.34.OO
208.34.FF
1x Max 50W E27 PAR20



208.35.ON
208.35.OO
208.35.FF
1x Max 75W E27 PAR30
*lampada Ø Max 96 mm
bulb Ø Max 96 mm



214.21.ON
214.21.FF
214.21.OO
1x Max 35W GU10

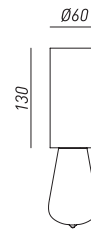


214.20.ON
214.20.FF
214.20.OO
1x Max 57W E27

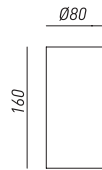
lampade / lamps



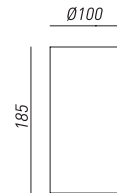
208.03.01
208.03.F1
208.03.N1
1x Max 35W GU10



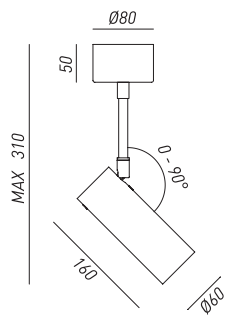
208.03.02
208.03.F2
208.03.N2
1x Max 57W E27



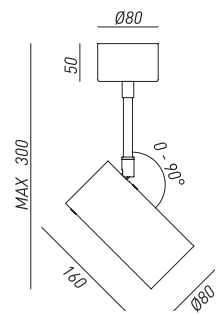
208.02.00
208.02.FF
208.02.ON
1x Max 50W E27 PAR20



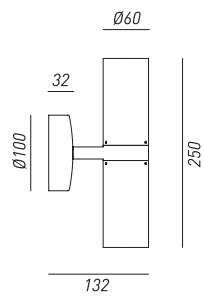
208.01.00
208.01.FF
208.01.ON
1x Max 75W E27PAR30
*lampada Ø Max 96 mm
bulb Ø Max 96 mm




214.10.00
214.10.ON
214.10.FF
1x Max 35W GU10



214.08.FF
214.08.ON
214.08.00
1x Max 50W E27 PAR20



214.26.00
 214.26.0N
 214.26.FF
 2x Max 35W GU10 

dettaglio rosoni / canopie's details



208.34-35
 Ø 110 mm H 50 mm



208.31-33
 Ø 80 mm H 50 mm

finiture montatura / frame finishes



OTTONE
 BRASS



FERRO
 IRON



OTTONE NATURALE
 NATURAL BRASS

finiture testa / shade finishes



OTTONE
 BRASS



FERRO
 IRON



OTTONE NATURALE
 NATURAL BRASS